

**Ottawa County**  
**Official Election Results**  
**November 04, 2025**

**Overall**

	Ballots Cast	Registered Voters	%
<b>Overall</b>	<b>1,520</b>	<b>3,895</b>	<b>39.02%</b>
<b>Bennington Township</b>	271	860	31.51%
<b>Blaine Township</b>	49	97	50.52%
<b>Buckeye Township</b>	28	76	36.84%
<b>Center Township</b>	16	63	25.40%
<b>Chapman Township</b>	22	36	61.11%
<b>Concord Township</b>	78	191	40.84%
<b>Culver Township</b>	66	153	43.14%
<b>Durham Township</b>	3	11	27.27%
<b>Fountain Township</b>	25	82	30.49%
<b>Garfield Township</b>	36	67	53.73%
<b>Grant Township</b>	41	69	59.42%
<b>Henry Township</b>	11	17	64.71%
<b>Lincoln Township</b>	26	97	26.80%
<b>Logan Township</b>	25	61	40.98%
<b>Minneapolis City</b>	473	1222	38.71%
<b>Morton Township</b>	118	262	45.04%
<b>Ottawa Township</b>	7	23	30.43%
<b>Richland Township</b>	58	159	36.48%
<b>Sheridan Township</b>	136	281	48.40%
<b>Sherman Township</b>	11	34	32.35%
<b>Stanton Township</b>	20	34	58.82%

**Ottawa County**  
**Official Election Results**  
**November 04, 2025**  
**City of Minneapolis**

**Mayor**

	David Sweat	Write In	Total
<b>Overall</b>	<b>379</b>	<b>21</b>	400
<b>Percentage</b>	<b>94.75%</b>	<b>5.25%</b>	100.00%

**Treasurer**

	Damon McKinney	Write In	Total
<b>Overall</b>	<b>417</b>	<b>5</b>	422
<b>Percentage</b>	<b>98.82%</b>	<b>1.18%</b>	100.00%

**City Council 1st Ward**

	Jason Bird	Write In	Total
<b>Overall</b>	<b>134</b>	<b>4</b>	138
<b>Percentage</b>	<b>97.10%</b>	<b>2.90%</b>	100.00%

**City Council 2nd Ward**

	Lanny L Zadina	Write In	Total
<b>Overall</b>	<b>88</b>	<b>1</b>	89
<b>Percentage</b>	<b>98.88%</b>	<b>1.12%</b>	100.00%

**City Council 3rd Ward**

	Edward L Wright	Write In	Total
<b>Overall</b>	<b>176</b>	<b>6</b>	182
<b>Percentage</b>	<b>96.70%</b>	<b>3.30%</b>	100.00%

**Ottawa County**  
**Official Election Results**  
**November 04, 2025**  
**Cities of the 3rd Class**

**Bennington**

Mayor	Ward Stockamp	Write In	Total
Overall	120	11	131
Percentage	91.60%	8.40%	100.00%

City Council Vote for 2	Laura Bowers	Donald E Weiland	Karl Serrien	Write In	Total
Overall	29	84	79	46	238
Percentage	12.18%	35.29%	33.19%	19.33%	100.00%

**Culver**

City Council Vote for 3	Erin Kerby	Lou Ann Inscho	Renee Mattison	Write In	Total
Overall	18	23	7	10	58
Percentage	31.03%	39.66%	12.07%	17.24%	100.00%

**Delphos**

Mayor	Wayne L Chrisco	Jim Bradshaw (WI)	Write In	Total
Overall	33	60	2	95
Percentage	34.74%	63.16%	2.11%	100.00%

City Council Vote for 2	Chris Reilly	Dustin Danler	Write In	Total
Overall	69	56	20	145
Percentage	47.59%	38.62%	13.79%	100.00%

**Tescott**

Mayor	Jeff Mink (WI)	Write In	Total
Overall	29	21	50
Percentage	58.00%	42.00%	100.00%

City Council Vote for 2	Alvina Thomas	Valerie Graves (WI)	Write In	Total
Overall	52	13	13	78
Percentage	66.67%	16.67%	16.67%	100.00%



**Ottawa County**  
**Official Election Results**  
**November 04, 2025**

**Central Kansas Extention District #3**  
**Vote For 2**

	Jill Koster	Nicholas S Krueger	Write In	Total
<b>Overall</b>	<b>775</b>	<b>991</b>	<b>10</b>	1,776
<b>Percentage</b>	<b>43.64%</b>	<b>55.80%</b>	<b>0.56%</b>	100.00%
<b>Bennington Township</b>	144	204	1	349
<b>Blaine Township</b>	12	39	0	51
<b>Buckeye Township</b>	19	19	0	38
<b>Center Township</b>	7	14	0	21
<b>Chapman Township</b>	10	12	0	22
<b>Concord Township</b>	36	56	0	92
<b>Culver Township</b>	48	29	0	77
<b>Durham Township</b>	1	1	0	2
<b>Fountain Township</b>	10	17	1	28
<b>Garfield Township</b>	20	26	0	46
<b>Grant Township</b>	13	26	0	39
<b>Henry Township</b>	9	6	0	15
<b>Lincoln Township</b>	11	16	0	27
<b>Logan Township</b>	4	18	0	22
<b>Minneapolis City</b>	206	312	6	524
<b>Morton Township</b>	103	45	1	149
<b>Ottawa Township</b>	6	1	0	7
<b>Richland Township</b>	33	45	0	78
<b>Sheridan Township</b>	67	84	1	152
<b>Sherman Township</b>	5	6	0	11
<b>Stanton Township</b>	11	15	0	26

**Ottawa County**  
**Official Election Results**  
**November 04, 2025**  
**USD 334 School Question**

Shall the following be adopted?

Shall Unified School District No. 334, Cloud County, Kansas be disorganized as a unified school district with the Unified School District No. 334, Cloud County, Kansas territory to the following school districts according to the legal descriptions attached to Unified School District No. 334, Cloud County, Kansas Resolution FY26-07:

Unified School District No. 224, Washington County, Kansas

Unified School District No. 239, Ottawa County, Kansas

Unified School District No. 273, Mitchell County, Kansas

Unified School District No. 333, Cloud County, Kansas

Unified School District No. 379, Clay County, Kansas

	YES	NO	Total
<b>Overall</b>	<b>18</b>	<b>1</b>	19
<b>Percentage</b>	<b>94.74%</b>	<b>5.26%</b>	100.00%
<b>Chapman</b>	10	0	10
<b>Sherman</b>	4	0	4
<b>Stanton</b>	4	1	5

**Ottawa County**  
**Official Election Results**  
**November 04, 2025**  
**Ottawa County Question**

Shall the following be adopted?

Shall a corporation, trust, limited liability company, limited partnership or corporate partnership be allowed to, either directly or indirectly, own, acquire or otherwise obtain or lease any agricultural land in Ottawa County for the purpose of establishing a swine production facility?

	YES	NO	Total
<b>Overall</b>	<b>760</b>	<b>731</b>	1,491
<b>Percentage</b>	<b>50.97%</b>	<b>49.03%</b>	100.00%
<b>Bennington Township</b>	99	167	266
<b>Blaine Township</b>	25	24	49
<b>Buckeye Township</b>	18	10	28
<b>Center Township</b>	8	8	16
<b>Chapman Township</b>	19	2	21
<b>Concord Township</b>	42	35	77
<b>Culver Township</b>	16	49	65
<b>Durham Township</b>	0	3	3
<b>Fountain Township</b>	19	6	25
<b>Garfield Township</b>	21	15	36
<b>Grant Township</b>	27	14	41
<b>Henry Township</b>	9	2	11
<b>Lincoln Township</b>	7	19	26
<b>Logan Township</b>	10	15	25
<b>Minneapolis City</b>	260	203	463
<b>Morton Township</b>	49	68	117
<b>Ottawa Township</b>	1	6	7
<b>Richland Township</b>	21	34	55
<b>Sheridan Township</b>	82	48	130
<b>Sherman Township</b>	11	0	11
<b>Stanton Township</b>	16	3	19



**Ottawa County**  
**Official Election Results**  
**November 04, 2025**  
**USD 240**

Position #4	Jessica Ebert	Write In	Total
Overall	417	53	470
Percentage	88.72%	11.28%	100.00%
Bennington	208	4	212
Buckeye	17	1	18
Center	0	0	0
Concord	24	3	27
Culver	52	5	57
Henry	6	3	9
Lincoln	1	0	1
Morton	66	35	101
Ottawa	2	0	2
Richland	31	1	32
Saline County	10	1	11

Position #5	Colton Wolf	Write In	Total
Overall	470	13	483
Percentage	97.31%	2.69%	2.69%
Bennington	220	4	224
Buckeye	22	1	23
Center	0	0	0
Concord	28	2	30
Culver	52	2	54
Henry	9	0	9
Lincoln	2	0	2
Morton	89	3	92
Ottawa	2	0	2
Richland	36	1	37
Saline County	10	0	10

Position #6	Jeff Shamburg	Write In	Total
Overall	479	16	495
Percentage	96.77%	3.23%	100.00%
Bennington	229	6	235
Buckeye	21	0	21
Center	0	0	0
Concord	29	4	33
Culver	50	2	52
Henry	9	0	9
Lincoln	3	0	3
Morton	92	1	93
Ottawa	2	0	2
Richland	34	3	37
Saline County	10	0	10

**Ottawa County**  
**Official Election Results**  
**November 04, 2025**  
**USD 273**

District #1 Position #4	Joe File	Write In	Total
Overall	0	0	0
Percentage	0.00%	0.00%	0.00%
Stanton	0	0	0

District #2 Position #5	Craig R Cousland	Write In	Total
Overall	0	0	0
Percentage	0.00%	0.00%	0.00%
Stanton	0	0	0

District #6 Position #6	Jacob William Ludwig	Danny L Henk	Richard Sedlackek	Write In	Total
Overall	0	0	0	0	0
Percentage	0.00%	0.00%	0.00%	0.00%	0.00%
Stanton	0	0	0	0	0



**Ottawa County**  
**Official Election Results**  
**November 04, 2025**  
**USD 334**

District #1 Position #1	Write In	Total
Overall	0	0
Percentage	0.00%	0.00%
Chapman	0	0
Sherman	0	0
Stanton	0	0

District #1 Position #4	Write In	Total
Overall	0	0
Percentage	0.00%	0.00%
Chapman	0	0
Sherman	0	0
Stanton	0	0

District #2 Position #5	Amy Cool	Write In	Total
Overall	14	0	14
Percentage	100.00%	0.00%	100.00%
Chapman	5	0	5
Sherman	4	0	4
Stanton	5	0	5

District #2 Position #6	Clark Coco	Write In	Total
Overall	14	0	14
Percentage	100.00%	0.00%	100.00%
Chapman	5	0	5
Sherman	4	0	4
Stanton	5	0	5

**Ottawa County**  
**Official Election Results**  
**November 04, 2025**  
**USD 379**

Position #4	Jason Bergsten	Angela Linhardt	Write In	Total
Overall	4	0	0	4
Percentage	100.00%	0.00%	0.00%	0.00%
Chapman	3	0	0	3
Durham	1	0	0	1
Ottawa	0	0	0	0
Stanton	0	0	0	0

Position #5	Andrew S Auld	Write In	Total
Overall	4	0	4
Percentage	100.00%	0.00%	100.00%
Chapman	3	0	3
Durham	1	0	1
Ottawa	0	0	0
Stanton	0	0	0

Position #6	Jeffrey S Cannizzo	Write In	Total
Overall	4	0	4
Percentage	100.00%	0.00%	100.00%
Chapman	3	0	3
Durham	1	0	1
Ottawa	0	0	0
Stanton	0	0	0


**Ottawa County**  
**Official Election Results**  
**November 04, 2025**  
**USD 393**

District #1 Position #5	Robert VanDeCreek	Write In	Total
Overall	17	0	17
Percentage	100.00%	0.00%	100.00%
Buckeye	0	0	0
Lincoln	16	0	16
Ottawa	1	0	1


District #2 Position #5	Denise Miller	Write In	Total
Overall	18	0	18
Percentage	100.00%	0.00%	100.00%
Buckeye	0	0	0
Lincoln	17	0	17
Ottawa	1	0	1

District #6 Position #6	Leannitta Heller	Write In	Total
Overall	19	0	19
Percentage	100.00%	0.00%	100.00%
Buckeye	0	0	0
Lincoln	18	0	18
Ottawa	1	0	1


WE, THE UNDERSIGNED BOARD OF COUNTY CANVASSERS, do hereby cerify that the foregoing abstract of votes cast at the General Election held on the 4th day of November 2025, is true and correct, as shown by the returns of said election on file in the County Clerk's offie, and canvassed by us this **10th day of November 2025.**

  
\_\_\_\_\_

Carla Grund, District 1

  
\_\_\_\_\_

Scott Mortimer, District 2

  
\_\_\_\_\_

Duane Morris, District 3

Attest:

  
\_\_\_\_\_

Tammi Cox, County Clerk

